



**2022/23**  
**BREEDING**  
**REPORT**

# Contents

---

- Executive Summary ..... 3
- Total Services ..... 4
- Foals Born in NSW ..... 5
- Foals Born in Australia & NZ..... 7
- Stallions ..... 8
- Stallion Incentive Scheme ..... 9
- Colonial Stallion Bonus ..... 11
- Breeders Challenge Nominations..... 14
- Breeders Challenge Certificates ..... 15
- Owners Bonus Certificate Winners ..... 16
- NSW Live Foal & Starters Summary ..... 17
- Imports & Exports ..... 18

# Executive Summary

---

The 2022/23 Breeding Report sees NSW again performing exceptionally in a testing economic market, and following a number of natural disasters, with drought (2018/19 to 2020/21), the Covid Pandemic (2020/21-2021/22) and floods (2021/22-2022/23).

The number of Broodmares served in NSW has increased, based in no small part to the introduction of the Breed NSW Scheme, which is available for owners of Mares permanently located in NSW and offers:

- \$250 when a mare has a positive pregnancy test (not tested results are not payable);
- \$1,000 when a mare births a live foal by any stallion; and
- An extra \$500 if that foal is by a stallion standing in NSW.

There has been a marked increase in services to NSW based Stallions, with these now accounting for 59% of the total in NSW, and with the progeny of those Stallions eligible for the NSW “Blue” race series and for an additional \$3,000 for a first win as a 2YO or 3YO.

Those Stallions have utilised the Stallion Incentive Scheme (SIS) and the Colonial Stallion Bonus (CSB) to promote local breeding. Stallions under SIS accounted for some 72% of all NSW services, and CSB Sires for 63%.

There has been an upward trend in foals born in NSW since 2019/20, with this steady in the past two seasons. NSW continues to improve their share of the Australian population, now accounting for 32% of all live foals born in Australia.

Breeders Challenge nominations are again moving forward after low figures during the NSW drought, with the number of sustained 2YO and 3YO horses remaining steady with the total population.

The success of the Breeders Challenge Certificates can be measured by the number of expired certificates. Since introduction in 2014/15, only 5% of certificates have been allowed to expire. This further confirmed by the number of 4YO and older horses that are winning certificates, which has again increased and sits at 40%.

The number of live foals that progress to racing has increased over time to now have a peak of 46.8% of 2YO horses and 62.6% of 3YO horses competing, based off the most current figures. These figures represent the highest conversion rate in at least 15 seasons.

The value of the NSW Bred horse internationally continues to be seen, with 101 horses exported to the USA during 2022/23.

# Total Services

The following tables show the number and percentage of services to mares served over the past five (5) Breeding Seasons and how those mares were served (in NSW):

Season	ST to NSW	ST within NSW by NSW Sire	AI	Hand	Paddock	NSW TOTAL	Year on Year %	AUS TOTAL	NZ TOTAL
2018/19	958	183	201	88	6	1,436	(14.0%)	4,845	2,437
2019/20	732	276	246	96	30	1,380	(3.9%)	4,580	2,313
2020/21	728	459	249	122	19	1,577	14.27%	5,251	2,017
2021/22	717	503	225	69	5	1,519	(3.67%)	5,025	2,042
2022/23*	622	625	169	97	11	1,524	0.3%	4,721	1,963

\*2022/23 Season is current at 10 July, 2023

Season	ST to NSW	ST within NSW by NSW Sire	AI	Hand	Paddock	TOTAL
2018/19	67%	13%	14%	6%	0%	100%
2019/20	53%	20%	18%	7%	2%	100%
2020/21	46%	29%	16%	8%	1%	100%
2021/22	47%	33%	15%	5%	0%	100%
2022/23	41%	41%	11%	6%	1%	100%

**ST to NSW:** means semen transported from another state or country to be inseminated into a NSW based mare

**ST to NSW by NSW Sire:** means semen transported from a NSW based sire to be inseminated into a NSW based mare

**AI:** means semen artificially inseminated into a mare from a sire standing at the same property

**Hand:** means the mare is naturally served by a sire under the supervision of a handler

**Paddock:** means the mare and sire are placed in a paddock to naturally mate under no supervision

## Comment

The number of broodmares served in NSW increased slightly by **0.3%** year on year, which can be considered on trend following on from seasons 2020/21 and 2021/22. It must be noted that the drought from 2018 to 2020 caused a noted decrease in the mare pool, with the 14.27% increase in 2020/21 reflecting the end of this. HRNSW announced the **Breed NSW Scheme** which was implemented in the 2022/23 breeding season to assist Breeders for both the pacing and trotting gait. The Scheme is only applicable to mares permanently located in NSW and delivers the below:

- \$250 when a mare has a positive pregnancy test (not tested results are not payable);
- \$1,000 when a mare births a live foal by any stallion; and
- An extra \$500 if that foal is by a stallion standing in NSW.

In the 2022/23 season **1,186** NSW based mares tested positive in foal which resulted in their breeder receiving the \$250 payment in May 2023. The first payment of this scheme totalled **\$296,500**. The next payment will be remitted once the mares have registered and microchipped live foals which is indicative to be approximately 80% of the positive results, based off previous seasons.

There has been a marked increase in breeding to NSW Sires, with only 33% of services in 2017/18 to NSW Sires, increasing to 59% in 2022/23 (a 6% increase from 2021/22). This increase has been influenced by the incentives offered to 100% NSW bred horses. This allows progeny to compete in the Blue race series worth \$100,000 plus the Owner receives an extra \$3,000 cash bonus for their horses' first win as a 2YO or 3YO. It should also be noted that NSW has acquired a number of "topline" stallions in this time.

# Foals Born in NSW

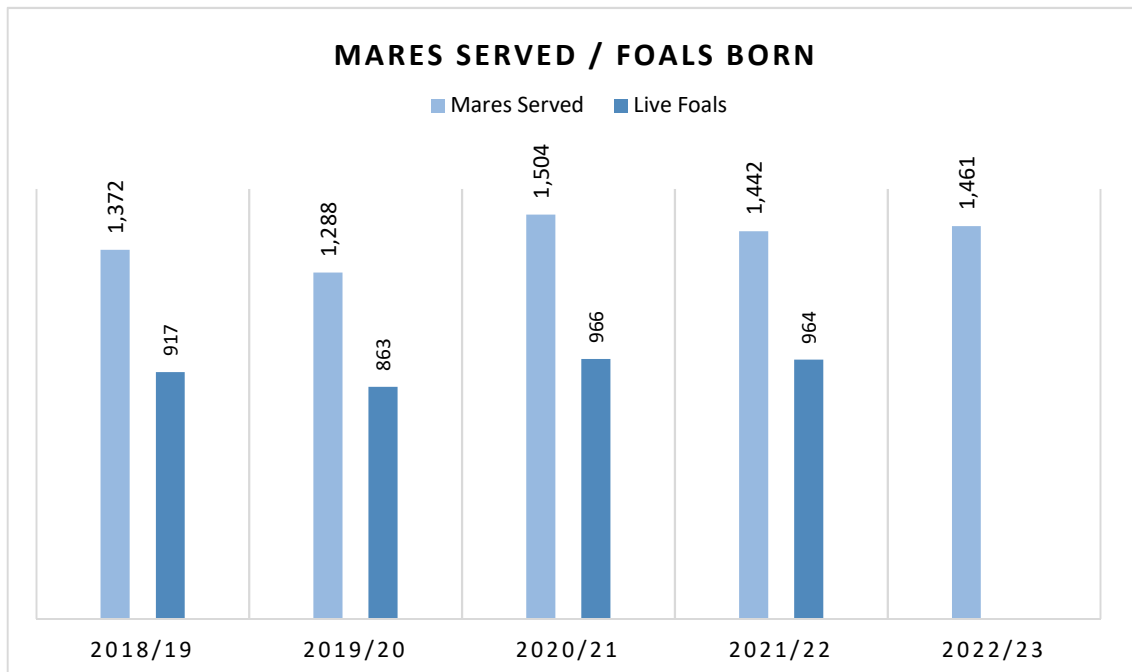
The following table shows the number of foals born in NSW over the past five (5) Breeding Seasons and where the foals were born:

Foals born	Region								
	Hunter	Far West	Goulburn/Menangle	North West	South Coast	Riverina	Metro	Western Districts	Total
2018/19	109	1	138	46	16	404	43	291	1,048
2019/20	101	0	166	15	10	325	37	263	917
2020/21	112	0	176	39	17	283	22	214	863
2021/22	113	0	178	60	22	324	29	240	966
2022/23	103	0	187	58	21	346	27	222	964
<b>Total</b>	<b>538</b>	<b>1</b>	<b>845</b>	<b>218</b>	<b>86</b>	<b>1,682</b>	<b>158</b>	<b>1,230</b>	<b>4,758</b>
% of Total	11.31%	0.02%	17.76%	4.58%	1.81%	35.35%	3.32%	25.85%	100%
Variance %	-8.8%	0.0%	5.1%	-3.3%	-4.5%	6.8%	-6.8%	-7.5%	-0.2%

Variance is foals born in 2022/23 against foals born in 2021/22

The following table shows the percentage of foals born against mares served:

Season of Service	Total Services	Mares Served	Mares served by more than one Stallion	Foals Born Next Season	Foals Born/ Mares Served %
2018/19	1,436	1,372	64	917	66.8%
2019/20	1,380	1,288	86	863	67.0%
2020/21	1,577	1,504	72	966	64.2%
2021/22	1,519	1,442	77	964	66.8%
2022/23	1,524	1,461	61		
<b>AVERAGE</b>	<b>1,487</b>	<b>1,413</b>	<b>72</b>	<b>927</b>	<b>66.20%</b>



## Comment

The Western Districts (35.35%) and Riverina (25.85%) have accounted for **61.2%** of all foals born in the last five breeding seasons. The Goulburn and Menangle region have increased their share by **5.1%** from the previous season (and **35.5%** since 2017/18) to now hold **17.76%**.

It is to be noted that NSW experienced drought for the 17/18, 18/19 and the 19/20 breeding seasons, which resulted in both less mares served, and foals born.

The number of live foals to services has been quite consistent averaging 66.2%.

There has been a notable drop in the number of foals born within the last decade, which is not unique to NSW. To understand this, there are a number of factors to consider:

- a) The cost of living;
- b) Drought, Pandemic and Floods that have predominated since 2017/18;
- c) The age of participants in the Breeding Industry increasing;
- d) Reduction in both Breeding and Agistment establishments

National Rating Points System changed by Harness Racing Australia has increased competitiveness in racing, and has not only allowed horses to remain competitive for longer, but also given greater opportunities for horses across all demographics. This is especially true with the promotion of Mares (Ladyship) races to promote future breeding stock.



# Foals Born in Australia & NZ

2022/23 Foals Notified in Australia as at 10/07/2023

	All Foals	Alive Foals	Deceased Foals	Alive Foal %	Alive Foal Population %
NSW	964	944	20	98%	32%
VIC	1,167	1,149	18	98%	39%
WA	332	326	6	98%	11%
QLD	360	354	6	98%	12%
SA	100	99	1	99%	3%
TAS	115	110	5	96%	4%
<b>TOTAL</b>	<b>3,038</b>	<b>2,982</b>	<b>56</b>	<b>98%</b>	<b>100%</b>

Alive Foals Notified (5 year comparison)

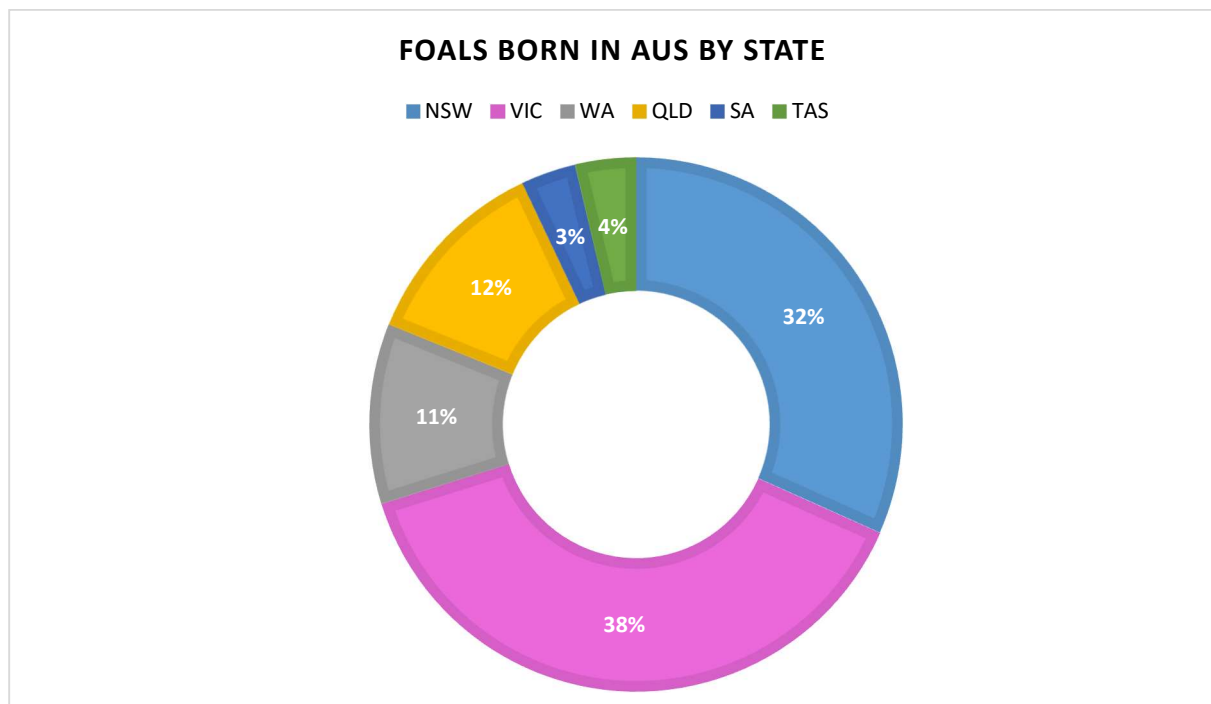
	2018/19	2019/20	2020/21	2021/22	2022/23	Var (Total)	Var (%)
NSW	1,025	920	842	933	944	11	1.18%
VIC	1,447	1,232	1,237	1,326	1,149	-177	-13.35%
WA	406	329	337	354	326	-28	-7.91%
QLD	227	250	292	315	354	39	12.38%
SA	64	128	70	73	99	26	35.62%
TAS	78	127	82	124	110	-14	-11.29%
<b>AUS</b>	<b>3,247</b>	<b>2,986</b>	<b>2,860</b>	<b>3,125</b>	<b>2,982</b>	<b>-143</b>	<b>-4.58%</b>
<b>NZ</b>	<b>1,554</b>	<b>1,669</b>	<b>1,559</b>	<b>1,398</b>	<b>1,476</b>	<b>78</b>	<b>5.58%</b>

\*Variances based on the past two seasons

## Comment

NSW foals continue to improve their population, within foals born in Australia. NSW improved to **32%** of all alive foals born in Australia, after accounting for 30% in 2021/23. NSW and VIC accounted for **71%** of all alive foals born in Australia in 2022/23 which was consistent from the 2021/22 figure of 72% (NSW 30%, VIC 42%).

Across Australia foal numbers are down **-4.58%** from the previous season. Foal numbers in QLD, SA and NSW have increased from the previous season however, VIC, WA and TAS have decreased, although this may be due to administration issues.



## Stallions

The following table shows the number of stallions registered in NSW, the number of stallions standing in NSW and the number of Stud's that stood stallions in NSW over the past five (5) seasons.

Season	Stallions Registered in NSW	Stallions Physically Standing	Studs
2018/19	49	40	32
2019/20	51	42	31
2020/21	47	37	26
2021/22	53	36	21
2022/23	54	31	19

The following table shows the services by NSW registered stallions over the past five (5) seasons.

Season	Services by NSW Stallions		Foals by NSW Stallions	
	Standing in NSW	Frozen Registered by	Standing in NSW	Frozen Registered
2018/19	535	85	360	52
2019/20	898	97	519	71
2020/21	1,132	96	682	49
2021/22	1,241	148	716	91
2022/23	1,182	316	-	-

As a guide the number of **Blue eligible** and sustained starters for the 2020/21 and 2022 racing seasons is as follows:

2YO'S	Blue Eligible & Sustained Total		Blue Eligible & Sustained Starters		Blue Eligible & Sustained Winner	
	2020/21	2022	2020/21	2022	2020/21	2022
C & G	118	126	53	48	30	21
Fillies	123	117	46	39	17	14
<b>TOTAL</b>	<b>241</b>	<b>243</b>	<b>99</b>	<b>87</b>	<b>47</b>	<b>35</b>

3YO'S	Blue Eligible & Sustained Total		Blue Eligible & Sustained Starters		Blue Eligible & Sustained Winners	
	2020/21	2022	2020/21	2022	2020/21	2022
C & G	112	118	57	72	35	50
Fillies	130	98	64	55	30	30
<b>TOTAL</b>	<b>242</b>	<b>216</b>	<b>121</b>	<b>127</b>	<b>65</b>	<b>80</b>

### Comment:

There is potential that 685 mares positive in foal in the 2022/23 season will have any progeny being Blue eligible if foaled in NSW, which equates to **58%** of positive services across the State.

In the 2022 NSW Breeders Challenge Series the introduction of the Blue Boost scheme (a 20% extra payment paid to owners for all prizemoney won by Blue eligible horses) has benefited **97** individual horses equating to **\$60,644.97** in total being paid out.

The Blue Bonus paid to the owner of eligible and sustained horses for their first 2YO or 3YO win in NSW (one Blue Bonus in total is payable to an individual horse) has resulted in 40% of Blue 2YO and 63% of Blue 3YO starters winning races. In the 2022 season 35 2YOs, and 47 3YOs won the \$3,000 Owners Blue Cash Bonus totalling **\$246,000** for the season.



# Stallion Incentive Scheme

---

The HRNSW Stallion Incentive Scheme was introduced in 2009/10. It was introduced to encourage owners of highly credentialed stallions to stand them in NSW by offering an advertising subsidy.

The amount of subsidy for each individual Stallion is based on criteria implemented by HRNSW. Conditions are available at [nswbred.com.au](http://nswbred.com.au).

The Stallions, Studs, Subsidy Incentives and Stallion Services for the past 5 years are as follows:

## **2018/19 – Total Incentive Cost \$35,000**

Stallion	Stud	Services
Bling It On	Cobbitty Equine Farm	74
My High Expectations USA	Medowie Lodge	13
Fear The Dragon (US)	Yirribee Pacing Stud	42
Tintin In America NZ	Yirribee Pacing Stud	94
<b>TOTAL NSW SERVICES</b>	<b>620</b>	<b>223 (36%)</b>

## **2019/20 – Total Incentive Cost \$37,000**

Stallion	Stud	Services
Bling It On	Cobbitty Equine Farm	98
Alta Christiano NZ	Tipperary Equine	164
Helpisontheway (US)	Trump Bloodstock	3
Luck Be Withyou (US)	Trump Bloodstock	7
Up and Quick (FRA)	Trump Bloodstock	10
Fear The Dragon (US)	Yirribee Pacing Stud	25
Lazarus NZ	Yirribee Pacing Stud	132
Tintin In America NZ	Yirribee Pacing Stud	67
<b>TOTAL NSW SERVICES</b>	<b>995</b>	<b>506 (51%)</b>

## **2020/21 – Total Incentive Cost \$60,500**

Stallion	Stud	Services
McWicked USA	Cobbitty Equine Farm	149
Modern Art USA	Lochend Stud	40
Village Jolt CA	Lochend Stud	21
My High Expectations USA	Medowie Lodge	10
Tiger Tara NZ	Medowie Lodge	72
Auckland Reactor NZ	St Ford Stud	34
Hes Watching USA	Tipperary Equine	144
Up And Quick (FRA)	Trump Bloodstock	18
Highview Tommy NZ	Yanco Lodge	28
Fear The Dragon (US)	Yirribee Pacing Stud	25
Lazarus NZ	Yirribee Pacing Stud	68
Lennytheshark	Yirribee Pacing Stud	41
Renaissance Man	Yirribee Pacing Stud	22
<b>TOTAL NSW SERVICES</b>	<b>1,228</b>	<b>672 (55%)</b>

## **2021/22 - Total Incentive Cost \$68,750**

Stallion	Stud	Services
Bling It On	Cobbitty Equine Farm	145
Capt Midnight USA	Cobbitty Equine Farm	117
Jiliby Kung Fu	Cobbitty Equine Farm	27
Lochinvar Art	Cobbitty Equine Farm	20
McWicked USA	Cobbitty Equine Farm	97
Rocknroll World USA	Cobbitty Equine Farm	108
Dreamcatcher SWE	Haras Des Trotteurs	21

Eridan (FRA)	Haras Des Trotteurs	4
Quaker Jet (FRA)	Haras Des Trotteurs	16
Modern Art USA	Lochend Stud	25
Village Jolt CA	Lochend Stud	9
Follow The Stars	Medowie Lodge	23
My High Expectations USA	Medowie Lodge	6
Auckland Reactor NZ	St Ford Stud	6
Hes Watching USA	Tipperary Equine	55
Ultimate Machete NZ	Tipperary Equine	93
Cruzado Dela Noche (US)	Trump Bloodstock	10
Propulsion (US)	Trump Bloodstock	27
Highview Tommy NZ	Yanco Lodge	30
Lennytheshark	Yirribee Pacing Stud	36
Renaissance Man	Yirribee Pacing Stud	26
Tiger Tara NZ	Yirribee Pacing Stud	87
<b>TOTAL NSW SERVICES</b>	<b>1,389</b>	<b>988 (71%)</b>

### **2022/23 - Total Incentive Cost \$71,596.50**

Stallion	Stud	Services
Capt Midnight USA	Cobbitty Equine Farm	107
Huntsville USA	Cobbitty Equine Farm	141
Jiliby Kung Fu	Cobbitty Equine Farm	14
King Of Swing NZ	Cobbitty Equine Farm	148
McWicked USA	Cobbitty Equine Farm	103
Ultimate Machete NZ	Cobbitty Equine Farm	72
Bird Parker (FRA)	Haras Des Trotteurs	8
Bold Eagle (FRA)	Haras Des Trotteurs	20
Brillantissime (FRA)	Haras Des Trotteurs	2
Classic Connection FRA	Haras Des Trotteurs	38
Eridan (FRA)	Haras Des Trotteurs	3
Love You (FRA)	Haras Des Trotteurs	16
Orlando Vici (FRA)	Haras Des Trotteurs	4
Quaker Jet (FRA)	Haras Des Trotteurs	6
Timoko (FRA)	Haras Des Trotteurs	7
Modern Art USA	Lochend Stud	18
Follow The Stars	Medowie Lodge	33
My Chachingchaching	Medowie Lodge	2
My High Expectations USA	Medowie Lodge	3
Tiger Tara NZ	Medowie Lodge	93
Cattlewash (US)	Trump Bloodstock	33
Propulsion (US)	Trump Bloodstock	16
Be Happy Mach	Wingate Farm	73
Fear The Dragon (US)	Wingate Farm	7
Lennytheshark	Wingate Farm	17
Tintin In America NZ	Wingate Farm	76
Warrawee Needy CA	Wingate Farm	18
<b>TOTAL NSW SERVICES</b>	<b>1,498</b>	<b>1,078 (72%)</b>

### Comment

Horses under the Stallion Incentive Scheme accounted for **72%** of NSW sire services in the 2022/23 season.

There has been a fourfold increase in the scheme since its introduction in the 2018/19 season and included the introduction of King of Swing NZ (Colonial) and Huntsville USA.

## Colonial Stallion Bonus

The Colonial Stallion Bonus was introduced in the 2014/15 Breeding Season to provide well performed and bred Australasian horses the opportunity to attract strong books of mares and to provide breeders with an incentive to send their mares to such Stallions. Upon the registration of a live foal, the foal nominators of progeny by eligible stallions are eligible to claim the \$500 Colonial Stallion Bonus rebate (conditions apply).

To be eligible Stallions must meet the below criteria:

- Stallion must physically and exclusively stand at a HRNSW registered stud located in NSW.
- The stallion must have been bred in Australasia.
- The stallion must have won a Group 1 race.
- The sire of the stallion must have won a Group 1 or equivalent race.
- Stallion must be nominated for the NSW Breeding Schemes.

The inclusion of an eligible stallion commences from the inaugural year physically standing at a HRNSW registered stud in NSW and ceases six (6) years thereafter (For example 2018/19 to 2023/24).

- If a stallion returns to racing or stands at an interstate Stud, but then returns to Stud in NSW, the Colonial Stallion Bonus rebate will still cease six (6) years after the first season standing at a HRNSW registered stud in NSW unless the stallion continuously sires 30 individual winners in each subsequent season.

**The number of services for the 2018/19 season is as follows:**

Stallion	2018/19 Services	2019/20 Live Foals
Bling It On	74	56 (76%)
Caribbean Blaster	17	13 (76%)
Excel Stride	3	2 (67%)
For A Reason	100	67 (67%)
Lombo Pocket Watch	16	10 (63%)
Maffioso	8	5 (63%)
Scandalman NZ	1	1 (100%)
Smiling Shard NZ	11	7 (64%)
Soho Valencia	10	8 (80%)
Three Over Three	15	11 (73%)
Tintin In America NZ	94	59 (63%)
Ultimate Art	9	5 (56%)
<b>TOTAL</b>	<b>358</b>	<b>244 (68%)</b>

There were 535 services by Stallions that stood in NSW in 2018/19. The CSB equated to 67% of total services.

**The number of services for the 2019/20 season is as follows:**

Stallion	2019/20 Services	2020/21 Live Foals
Alta Christiano NZ	164	84 (51%)
Bling It On	98	66 (67%)
Caribbean Blaster	8	5 (63%)
For A Reason	99	72 (73%)
Franco Nelson NZ	13	8 (62%)
Lazarus NZ	132	40 (30%)
Lennytheshark	52	29 (56%)
Lombo Pocket Watch	7	3 (43%)
Maffioso	1	1 (100%)
Scandalman NZ	3	1 (33%)
Soho Valencia	12	8 (67%)
Three Over Three	20	16 (80%)
Tiger Tara	12	11 (92%)
Tintin In America NZ	67	49 (73%)
<b>TOTAL</b>	<b>688</b>	<b>393 (57%)</b>

There were 898 services by Stallions that stood in NSW in 2019/20. The CSB sires equated to 77% of total services.

The number of services for the 2020/21 season is as follows:

Stallion	2020/21 Services	2021/22 Live Foals
Alta Christiano NZ	6	2 (33%)
Auckland Reactor NZ	34	24 (71%)
Bling It On	74	53 (72%)
For A Reason	127	93 (73%)
Highview Tommy NZ	28	14 (50%)
Lazarus NZ	68	25 (37%)
Lennytheshark	41	30 (73%)
Maffioso	2	1 (50%)
Renaissance Man	22	14 (64%)
Three Over Three	6	4 (67%)
Tiger Tara NZ	72	44 (61%)
Tintin In America NZ	57	37 (65%)
<b>TOTAL</b>	<b>537</b>	<b>341 (64%)</b>

There were 1,132 services by Stallions that stood in NSW in 2020/21. The CSB sires equated to 47% of total services.

The number of services for the 2021/22 season is as follows:

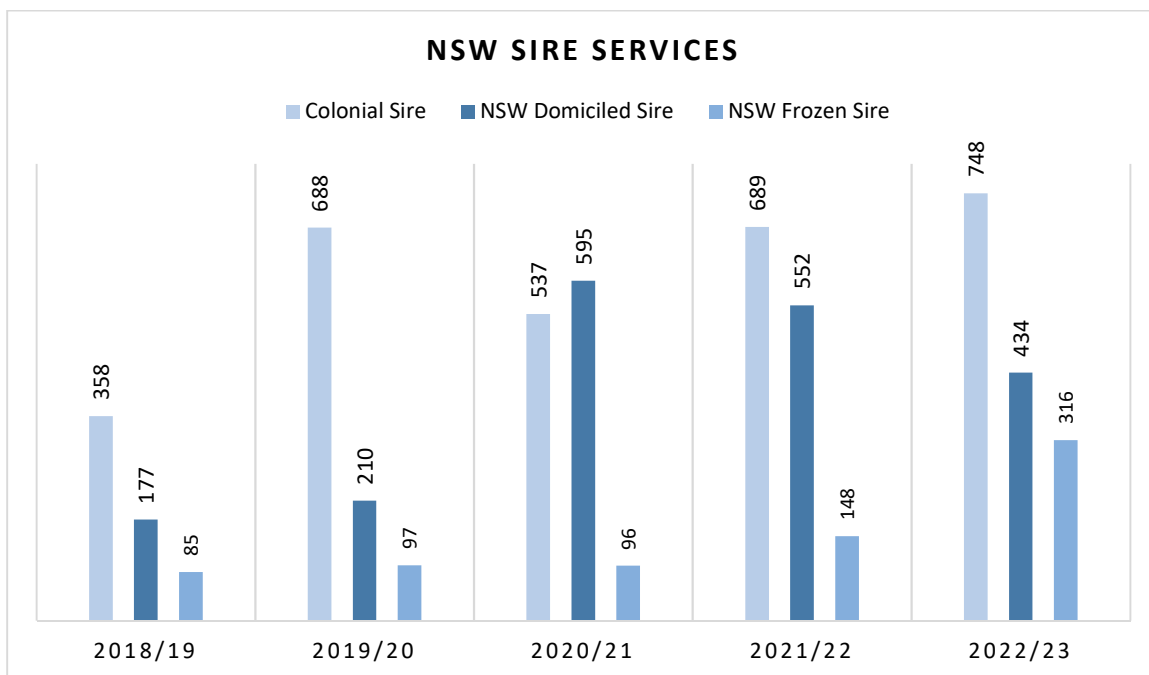
Stallion	2021/22 Services	2022/23 Live Foals
Alta Christiano NZ	3	2 (67%)
Auckland Reactor NZ	6	3 (50%)
Bling It On	145	102 (70%)
Follow The Stars	23	12 (52%)
For A Reason	104	67 (64%)
Highview Tommy NZ	30	18 (60%)
Jiliby Kung Fu	27	15 (56%)
Lennytheshark	36	19 (53%)
Lochinvar Art	20	10 (50%)
Maffioso	1	1 (100%)
Renaissance Man	26	23 (88%)
Scandalman NZ	1	0 (0%)
Three Over Three	8	6 (75%)
Tiger Tara NZ	87	48 (55%)
Tintin In America NZ	79	45 (57%)
Ultimate Machete NZ	93	47 (51%)
<b>TOTAL</b>	<b>689</b>	<b>418 (61%)</b>

There were 1,241 services by Stallions that stood in NSW in 2021/22. The CSB sires equated to 56% of total services.

The number of services for the 2022/23 season is as follows:

Stallion	2022/23 Services	2023/24 Live Foals
Be Happy Mach	73	N/A
Follow The Stars	33	N/A
For A Reason	133	N/A
Highview Tommy NZ	30	N/A
Jiliby Kung Fu	14	N/A
King Of Swing NZ	148	N/A
Lennytheshark	17	N/A
Restrepo	51	N/A
Scandalman NZ	3	N/A
Three Over Three	5	N/A
Tiger Tara NZ	93	N/A
Tintin In America NZ	76	N/A
Ultimate Machete NZ	72	N/A
<b>TOTAL</b>	<b>748</b>	<b>N/A</b>

There were 1,182 services by Stallions that stood in NSW in 2022/23. The CSB sires equated to 63% of total services.



Comment

The use of Colonial Bred Sires has again increased this season, which has been the trend since a major drop in season 2020/21. The number of live foals from these CSB Stallions has remained above 55% since 2017/18. There may be a number of contributing factors to this upward trend, including the performance of Colonial Sire progeny, and the number and quality of Sires available.



*Pictured above: MAHOMES - \$ 171,925 1.51.7 (son of Tintin In America – NSW Colonial Sire)*

# Breeders Challenge Nominations

The following table provides the number of eligible horses for the NSW Breeders Challenge and the number and percentage sustained for each Series.

Series	Foaled	Live Foals notified to NSW	Foal Nominations	Eligible Horses	2YOs Sustained	% Sustained	3YOs Sustained	% Sustained
1	2005/06	1,713	N/A	1,713	771	45%	771	45%
2	2006/07	1,617	N/A	1,617	842	52%	842	52%
3	2007/08	1,220	N/A	1,220	709	58%	709	58%
4	2008/09	1,174	N/A	1,174	858	73%	598	51%
5	2009/10	1,226	94	1,320	784	59%	584	44%
6	2010/11	1,405	90	1,495	811	54%	580	39%
7 ^	2011/12	1,402	97	1,499	818	55%	759	51%
8	2012/13	1,312	115	1,427	898	63%	721	51%
9	2013/14	1,238	143	1,381	760	55%	809	59%
10 #	2014/15	1,148	118	1,266	801	63%	743	59%
11	2015/16	1,123	174	1,297	945	73%	903	70%
12	2016/17	1,029	79	1,108	882	80%	849	77%
13	2017/18	1,112	25	1,137	828	73%	818	72%
14	2018/19	1,025	54	1,079	814	75%	765	71%
15	2019/20	924	50	974	765	78%	752	77%
16	2020/21	838	107	945	756	80%		
17	2021/22	957	122	1,079				
18*	2022/23	960	199	1,131				

*The Equine Influenza outbreak in 2007, resulted in aftereffects for three (3) seasons.*

*^ Nominators Bonus (\$3,000 cash) announced to commence for foals born in 2011/12 and NSW Breeders Challenge Owners Bonus Certificates increase from \$2,000 to \$2,500*

*# NSW Breeders Challenge Owners Bonus Certificates increase from \$2,500 to \$3,000*

*The NSW drought impacted the foal crops for three (3) seasons.*

## Comment

The NSW Breeders Challenge eligibility conditions have changed over the years. Up to Series 3 sustainability was based on one payment, with the take up rate averaging 51%. It is evident that allowing owners to sustain per year has had an increase in the overall amount of horses that sustain, though the horse population is smaller. The percentage of horses sustained for the NSW Breeders Challenge from the past five Series has remained consistent, averaging **77%** uptake for 2YOs and **73%** uptake for 3YOs.

Despite a decline during the NSW drought, the number of eligible horses through the most recent two (2) seasons has increased significantly, with a **16.1%** increase from the Series 15 low, through to Series 18. This is in large part due to the increase in the foal population, but also due to the HRNSW's commitment to the series and bonuses associated with the NSW Breeders Challenge and new initiatives in NSW.

# Breeders Challenge Certificates

The table below shows the number of certificates issued each racing season and how they have been redeemed or in some cases have not been used and expired.

Racing Season	Issued	Redeemed				Expired / Outstanding
		Service & Breeding fees	%	Sale Purchases	%	
2014/15	473	324	68%	114	24%	35 (exp)
2015/16	398	262	66%	97	24%	39 (exp)
2016/17	450	288	64%	118	26%	45 (exp)
2017/18	426	287	67%	125	29%	14 (exp)
2018/19	485	332	68%	115	21%	38 (exp)
2019/20	505	337	67%	148	29%	20 (exp)
2020/21 <sup>^</sup>	659	386	59%	198	24%	28 (exp)/47
2022 - \$3,000	463	228	49%	67	14%	168/
2022 - \$6,000	85	34	40%	21	25%	30
2023* - \$3,000	263	33	13%	17	6%	213/
2023* - \$6,000	51	5	10%	4	8%	42
<b>Total</b>	<b>4,258</b>	<b>2,516</b>	<b>59%</b>	<b>1,024</b>	<b>24%</b>	<b>219 / 500</b>

\* As at 01/08/2023.

<sup>^</sup>The Racing Season Changed to a calendar year therefore the 2020/21 Season was ran for an additional four months (1/09/2020 to 31/12/2021).

2022 - Announced \$6,000 Bonus Certificate for 2YO horses if won in a 2YO aged race, or nominated in a 2YO aged race that didn't stand up so competed in a different race at the same meeting.

Note: Sale Purchases redemptions above also include Sustaining Fees (minimal).

## Comment

Breeders Challenge Owners Bonus certificates are now redeemable against the below:

- The service fee of a stallion nominated for the NSW Breeding Schemes to a NSW based mare upon confirmation of a positive 42 day pregnancy test.
- The service fee of a NSW stallion to a mare based in Australia upon confirmation of a positive 42 day pregnancy test.
- The cost of semen transport, insemination, foaling down and agistment for up to 42 days upon proof of invoice for broodmares conforming to condition i. and ii. (conditions apply)
- The purchase price of a NSW Breeders Challenge/Trot NSW eligible weanling or yearling at a registered Australian sale or the purchase price of a NSW Breeders Challenge/Trot NSW eligible horse at a registered trialling sale conducted in Australia.
- The purchase price of a broodmare no older than 15YO at a registered Australian Sale, provided the mare is based in NSW or permanently relocates to NSW.
- Sustaining Fees for the NSW Breeders Challenge/Trot NSW and Bathurst Gold Crown.

Yearling purchases have accounted for close to one quarter of redemptions, as a result of owners choosing to reinvest in a yearling rather than breed. Encouragingly the proportion of certificates used for services to mares still remains high at **59%** redemption rate, which has helped to enhance the number of broodmares bred annually.

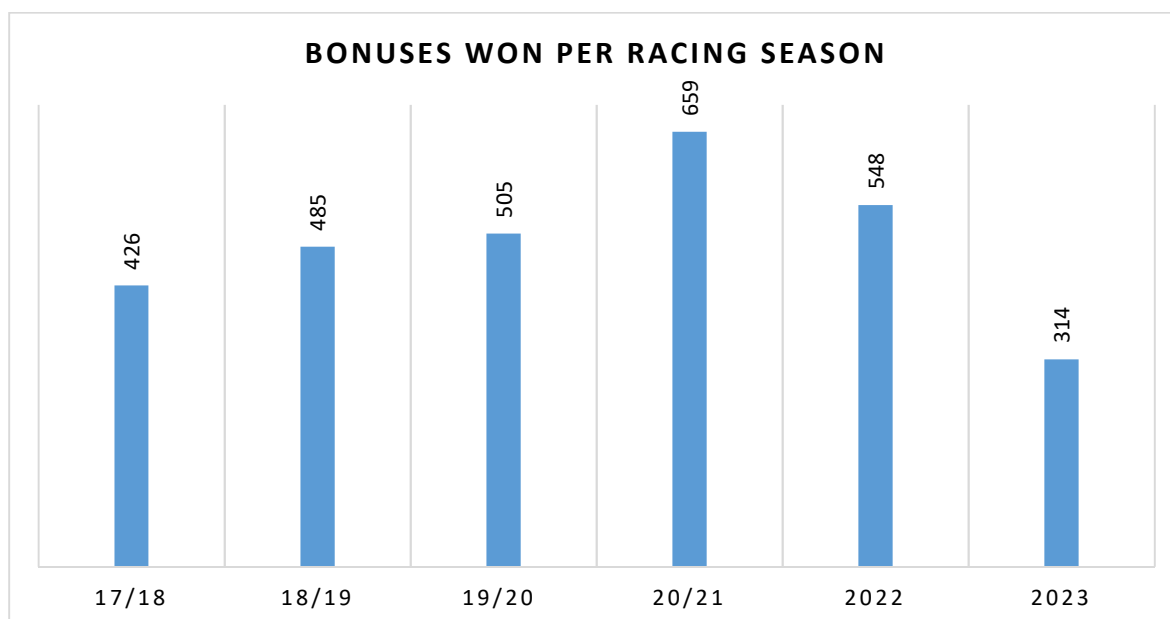
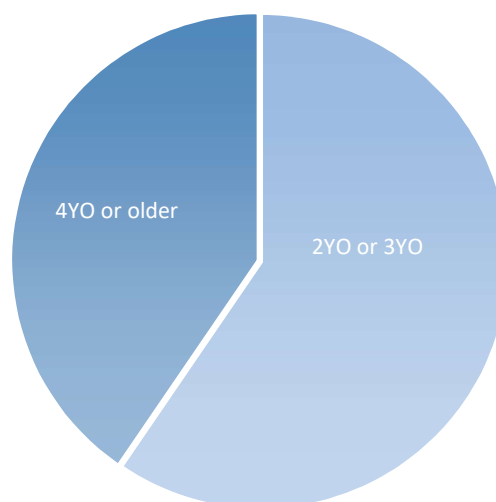
Since the introduction of these Certificates in 2014/15, only **5.1%** have been allowed to expire.

**Nominators Bonus:** The NSW Breeders Challenge Foal Nominators Bonus is a cash payment. The funds distributed cannot be tracked to confirm whether Foal Nominators reinvested the money back into breeding or to purchase yearlings at sales.

## Owners Bonus Certificate Winners

The table below shows the number and percentage of winners of NSW Breeders Challenge Owners Bonus Certificates for the period 01/09/2014 to 01/08/2023.

Age of Winner	Number	Percentage
<b>2YO Only</b>	330	9.06%
<b>3YO Only</b>	1,225	33.63%
<b>2YO &amp; 3YO</b>	614	16.85%
<b>4YO</b>	870	23.88%
<b>5YO</b>	374	10.27%
<b>6YO</b>	142	3.90%
<b>7YO</b>	57	1.56%
<b>8YO</b>	22	0.60%
<b>9YO</b>	7	0.19%
<b>10YO</b>	1	0.03%
<b>TOTAL</b>	<b>3,643</b>	<b>100.00%</b>
<b>Winners</b>	<b>Number</b>	<b>Percentage</b>
<b>2YO or 3YO</b>	2,169	59.54%
<b>4YO or older</b>	1,474	40.46%



Please note the 2023 season is as at 1/08/2023.

### Comment

2YO or 3YO horses have accounted for **59.5%** of all bonus winners since induction. In 2022 this figure was **60.9%**. However bonuses won by 4YO and older horses has increased, now making up **40.5%** of all bonus winners, which is up from the **39.1%** up to 2022. This is indicative of people maintaining horses racing in order to win bonuses.

Until the 2018/19 season an average of 436.75 bonuses were won per season. An increase of bonuses won with the implementation of a National Rating Points System, which aims to group horses of equal ability at any given time of their career was noted, with an average of 512.67 bonuses won since 2018/19. This does not include the 2020/21 season where the racing season changed to a calendar year, and as a result the season ran for an additional 4 months (1/09/2020 – 31/12/2021). The racing season now allows 2YO horses more time to mature.



# NSW Live Foal & Starters Summary

The table below shows the current live foal totals and the percentage of 2YO and 3YO starters.

Foaling Season	Live Foals Notified	2YO	%	3YO	%
2009/10	1,226	454	37.0%	688	56.1%
2010/11	1,405	442	31.5%	707	50.3%
2011/12	1,402	418	29.8%	654	46.6%
2012/13	1,312	356	27.1%	574	43.8%
2013/14	1,238	361	29.2%	609	49.2%
2014/15	1,148	327	28.4%	572	49.8%
2015/16	1,123	362	32.2%	620	55.2%
2016/17	1,029	346	33.6%	594	57.7%
2017/18	1,112	450	40.5%	600	53.9%
2018/19	1,025	430	41.9%	642	62.6%
2019/20 (3YO)	974	456	46.8%	408*	41.9%
2020/21 (2YO)	945	221*	23.4%	N/A	N/A
2021/22	1,079	N/A	N/A	N/A	N/A
2022/23	1,131*	N/A	N/A	N/A	N/A

\* As at 1 August 2023

N.B. 2yo and 3yo starters include all Australian bred starters. NZ and USA bred starters have been excluded, therefore the percentage is only a guide.

## Comment

The numbers of 2YO and 3YO horses starting has been positive since the lows of the mid 2010's. The change of alignment has, no doubt, played a major part in this trend, but it is no small part due to the proactive application of prize money and bonuses.

Foaling Season	Starters							
	2YO Total	2YO Total	2YO Total	2YO	3YO Total	3YO Total	3YO	3YO
2009/10	491	263	2,144	4.37	809	1,023*	6,094	7.53
2010/11	467	287	2,308	4.94	800	998*	6,513	8.14
2011/12	445	253	2,052	4.35	738	1,160*	5,393	7.31
2012/13	377	199	1,633	4.33	660	949*	4,868	7.38
2013/14	377	204	1,654	4.39	692	887*	5,007	7.24
2014/15	348	195	1,586	4.56	658	796+	4,769	7.25
2015/16	382	227	1,778	4.65	675	819+	5,110	7.57
2016/17	361	225	1,777	4.92	659	375®	6,687	10.15*
2017/18	468	303	2,597	5.55*	661	271®	5,692	8.61*
2018/19	445	239	2,585	5.81*	717	270®	5,691	8.38
2019/20 (3YO)	479	201	2,243	5.44	453^	113®	2,113	4.93
2020/21 (2YO)	227^	81	682	3.00	N/A	N/A	N/A	N/A

N.B. Starters include all starters regardless of state/country of birth

\* Breeding season and racing season no longer aligned

^ As at 30 June 2023

+ Includes 3YO+ races

® Introduction of Ratings Based Handicapping. Less 3YO+ races run

## Comment

There has been a notable 'uptick' in 2YO and 3YO starter, as the racing season starts later than the breeding season, as would be expected. The number of aged based races continues to decrease, or remain stagnant, as the National Rating system allows more 2YO and 3YO horses to compete against older horses. A change to the 2YO policy to the 2023 racing season may have a positive result on this figure.

## Imports & Exports

The table below shows the number of imports and exports from NSW to New Zealand and the USA and to NSW from New Zealand and the USA.

Racing Season	Imports from		Exports to	
	NZ	USA	NZ	USA
2006/07	118	2	12	13
2007/08	78	2	1	2
2008/09	119	3	9	5
2009/10	194	3	13	8
2010/11	265	5	13	0
2011/12	292	5	35	0
2012/13	284	4	47	8
2013/14	255	9	38	7
2014/15	248	5	39	17
2015/16	225	0	34	46
2016/17	191	1	25	23
2017/18	186	1	26	41
2018/19	164	6	24	53
2019/20	193	3	23	121
2020/21	217	5	15	66
2021/22	207	2	32	64
2022/23*	153	0	17	101
<b>TOTAL</b>	<b>3,389</b>	<b>56</b>	<b>403</b>	<b>575</b>
<b>AVERAGE</b>	<b>199</b>	<b>3</b>	<b>24</b>	<b>34</b>

**USA Imports are predominately Stallions and not race horses.**

\*Please note the 2022/23 is up until 30 June, 2023.

### Comment

When considering the movement of horses between NSW, New Zealand and the USA, on average over the last seventeen racing seasons there have been on average 202 imports into NSW and 58 exports out of NSW.

The number of imports into NSW from New Zealand averaged 261.5 between 2010/11 to 2015/16, however this number dropped to under 200 in the 2016/17 racing season and the trend has continued up until the 2019/20 season. There has been an increase of NZ imports since 2018/19, although these remain considerably less than those in the early 2010's.

Due to dollar parity there was a near stoppage of exports to the USA in 2010/11. Exports to the USA have been increasing over the past few seasons but it is evident there has been a peak in exports to the USA in the 2019/20 racing season, with a large NSW based stable relocating. Those figures have been increasing since that time, with the 2022/23 figures suggesting that this may be a record season for exports to the USA.

With the success of exported horses increasing, the high regard in which NSW Bred horses are held and the Australian Dollar decreasing it is expected that the number of exported horses to the USA will continue to increase.